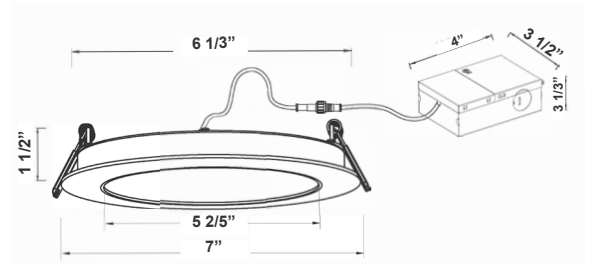


RSL SERIES RESIDENTIAL LIGHTING

RSL6-MCT5-FR
FIRE-RATED (2 HR) SLIM WAFER RECESSED LIGHT
MCT5 Multi Color Temperature (Selectable)

Customer Name: _____
Project Name: _____
Note: _____ | Type: _____



LED DOWNLIGHTS (SMOOTH TRIM) - 6" ROUND Ideal for New As Well As Old Residential And Commercial Constructions.

1 1/2" x 7"

Features

- 6" Smooth Recessed Trim
- Multi CCT (Selectable Switch on the Back of the driver)
- Isolated Driver for Improved Thermal Management
- 5-Year Warranty
- Spun Aluminum with White Powder Coat Finish

Technical Specifications

Electrical:

- Wattage: 12W
- Voltage: 120V AC
- Output Voltage: 36VDC
- Power Factor: >0.90
- Efficacy: 70 LPW
- Total Harmonic Distortion: ≤15 %

Mechanical:

- 1/4" Thick
- Up to 9 AWG18 Wires
- Die-cast Aluminum with white powder coat finish
- Pot Light Housing is Not Required Even for Insulated Ceiling
- Junction box 1" Thick Included with Fixture
- Typel Crated: Approved for direct contact with insulation
- Maximum Ambient Temperature: -40°F to 104°F
- Damp Location

Lighting:

- Dimming: Dimmable Down to 10% Using a Standard TRIAC LED Dimmer
- Lens: 0.125" White Translucent Acrylic
- Total Lumens: 840LM
- Color Temperatures: 2700K/3000K/3500K/4000K/5000K
- Multi CCT (Selectable Switch on the Back of the driver)
- Can Rotate after Installation to Align
- LED: Seoul DOB (Driver On Board) Technology
- Optics: White Translucent Acrylic
- Color Rendering Index: CRI ≥ 80
- Beam Angle: 100°-110°
- Rated life: 50,000 hrs

Applications:

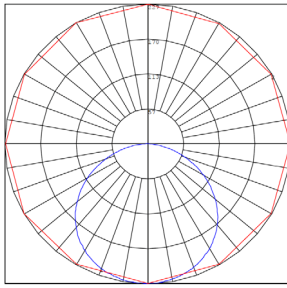
- LED recessed trims have been designed to be a flexible lighting solution for new construction applications, Ideal for closets, storage areas, attics, corridors, or general lighting solutions for residential and commercial applications

Other Models:

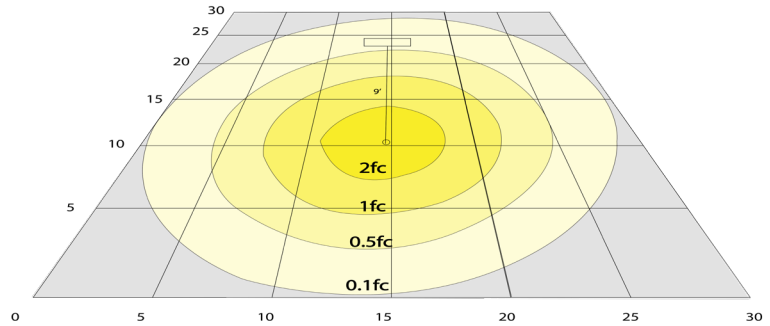
- 12W | 840LM | SSL6-MCT5-FR



Photometrics: RSL6-MCT5-FR



BUG Rating: B2-U1-G0




12W 5000K, Area 30'x 30' Mounting Height: 9'

Other Views:



Side View



Front View



Junction box 1-1/4" thick included with fixtures

Back View

Performance Table: RSL6-MCT5-FR

MODEL NO.	Wattage	Voltage	Lumens	Color Temp.	BUG Rating	LPW
RSL6-MCT5-FR	12W	120V	840LM	2700K	B2-U1-G0	70
				3000K		
				3500K		
				4000K		
				5000K		

Sample Ordering

Model Color Temp. Fire Rated

RSL6 - MCT5 - FR

Accessories:

- Blank = No Option For Accessories
- RSL-EXT-10FT-MCT = 10 FT. EXTENSION CABLE FOR USE WITH ALL SLIM LIGHT
- RSL6-RI-13 = 6" ROUND ROUGH-IN PLATE, 13" LONG
- RSL6-RI = 6" ROUND ROUGH-IN PLATE, 26" LONG
- RSL-346-RIBH = 3", 4", 6" (ADJUSTABLE) ROUND GALVANIZED PLATE WITH BAR HANGERS
- RSL6-GR = GOOF RING FOR 4IN LIGHTS WITH BUTTERFLY WINGS
- RSL6-TRM-BK = 6" Black Clip-on Trim
- RSL6-TRM-ORB = 6" Oil-rubbed Bronze Clip-on Trim
- RSL6-TRM-CU = 6" Copper Clip-on Trim
- RSL6-TRM-BZ = 6" Bronze Clip-on Trim
- RSL6-TRM-BN = 6" Brushed Nickel Clip-on Trim
- RSL6-TRM-CH = 6" Chrome Clip-on Trim

Factory-Installed Option:

- Blank = No Option For Accessories
- OPT-EM-DL1EXT = EXTERNAL BATTERY BACKUP

ACCESSORIES:

RSL-346-RIBH
3", 4", 6" (Adjustable) Round Galvanized 6" Round Rough-in Plate with Bar Handers

RSL6-RI-13
6" Round Rough-in Plate, 13" Long

RSL-EXT-10FT-MCT
10 Ft. Extension Cable For use with all Slim Light

RSL6-RI
6" Round Rough-in Plate, 26" Long

RSL4-GR
Goof Ring For 4in Lights With Butterfly Wings

Clip-on Trims
BK ORB CU BZ BN CH

FACTORY-INSTALLED OPTION:

OPT-EM-DL1EXT
EXTERNAL BATTERY BACKUP



Compatible Dimmer List:

MODEL NO.	BRAND
6631-1LT	LEVITON
MACL-153MLH-AL	LUTRON
TGCL-153PH-LA	LUTRON
DVW-603PGH-WH	LUTRON
CT-600PR-WH	LUTRON
LGCL-153PHL-IV	LUTRON
TGCL-153PH-LA	LUTRON
LSLV603PWV	LUTRON
6674-POW	LEVITON
DVCL-153P	LUTRON
MSCL-OP153P	LUTRON
CTCL-153P	LUTRON
MACL-153M	LUTRON
HCL453PTCCCV6	PASS & SEYMOUR
LSLV603PWV	PASS & SEYMOUR

