

# XT SERIES

Exit & Emergency Lighting

XT-WP-GG-EM

Wet Location Exit Signs

# WESTGATE

THE FUTURE IS HERE...AND IT'S QUITE BRIGHT!



Selection:




Customer Name: \_\_\_\_\_

Project Name: \_\_\_\_\_

Note: \_\_\_\_\_

Type: \_\_\_\_\_



12 3/5" (W) x 8" (H)

Exit signs shall be provided at every exit door, at the intersection of corridors, at exit stairways or ramps and such other locations and intervals as are necessary to provide the occupants with knowledge of the various means of egress available

## Features

- 3-Year Warranty
- Maximum 24 hours for Full Recharge Time
- Injection-molded thermoplastic ABS housing and polycarbonate cover, UL 94V-0 flame rating

## Technical Specifications

### Electrical:

- 120V/277V AC Dual voltage operation
- Sign Wattage: 3.46W
- Input Power: 2.90-3.79W
- AC charging current: 32mA
- Fully Automatic Solid-State, Two Rate Charger Initiates Battery Charging to Recharge a Discharged Battery in 24 hours
- Built-in 3.6V500mAh Ni-Mh battery for minimum 90 minutes emergency operation

### Mechanical:

- Injection-molded thermoplastic ABS housing and polycarbonate cover, UL 94V-0 flame rating
- Single or double face (Universal)
- Letters 6" height with 3/4" stroke
- Operating Temperature: 68° F~104°F
- Maximum 24 hours for full recharge time
- Universal J-box mounting pattern
- Injection-molded thermoplastic ABS housing and polycarbonate cover, UL 94V-0 flame rating
- Innovative, Easy Installation in Minutes
- IP65, Suitable for Wet location

### Lighting:

- Color Temperature: 8336K
- Total Lumens: 8 (AC)/ 272 (DC)
- Ultra Bright Green LEDs
- Internal Solid-State Transfer Switch Automatically Connects the Internal Battery to LED Board for Minimum 90-minute Emergency Illumination
- Charge Rate/Power "ON" LED Indicator Light and Push-to-Test Switch for mandated Code Compliance Testing

### Applications:

- Ideal for every exit door, at the intersection of corridors, at exit stairways or ramps and such other locations

### Other Models:

- 3.56W | 1001LM | XT-WP-RG-EM

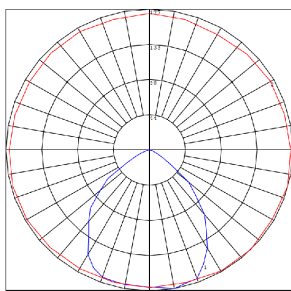
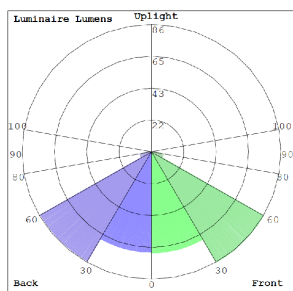


Phone: (877) 805-2252 | Fax: (877) 805-2252  
www.westgatemfg.com |

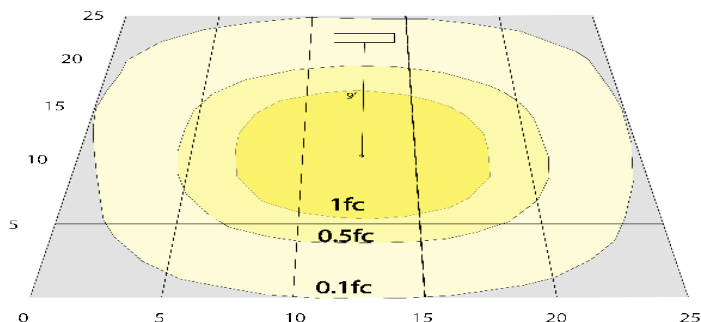


WG-Z6-2D-2Z

## Photometrics: XT-WP-GG-EM



BUG Rating: B0-U1-G0



Area 25'x 25' Mounting Height: 9'

## Other Views:



Side View



Front View



Back View

## Performance Table: XT-WP-GG-EM

MODEL NO.	Wattage	Voltage	Lumens	Color Temp.	BUG Rating	LPW
XT-WP-GG-EM	3.46W	120~277V	8 (AC) 272 (DC)	8336K	B0-U1-G0	2 (AC) 78(DC)

## Sample Ordering

Model	Style	Color	Emergency
XT	-	WP	- GG - EM

## Other Models:



XT-WP-RG-EM



XT-CLWP-RG-EM



XT-CLWP-GG-EM

