

TGLS2

Select LED Backlit Troffer

Product Description

The TGLS2 is a contractor grade Troffer that will exceed quality and performance for most commercial spaces. The TGLS2 LED Troffer features a pre-mounted driver and a maintenance-free, fully sealed chamber with seamless aluminum frame to keep bugs and dust out. The fixture utilizes a precision-engineered, textured diffuser to deliver maximum lumen output and optimal uniformity without revealing hot spots or shadowing. Available with CCT and lumen output Selectable options with the choice of 3500K, 4000K, or 5000K CCTs and low, medium, and high lumen output. Now with DLC 5.1 Standard certification, ensuring top of the line quality and performance. The TGL is the perfect lighting solution for offices, hospitals, and other commercial spaces.

Construction

- Extruded aluminum frame with powder coat finish
- Durable stamped housing
- High efficiency, maintenance-free LED chamber
- Smooth formed sides for safe handling

Optical System

- Patented internal optical system
- Precision engineered polystyrene diffuser
- High reflectivity internal coating
- No visible diodes, hot-spots, or shadows providing high uniformity, and reduced glare
- 80 CRI for good color definition in public places

Electrical

- Input voltage of 120-277VAC
- CCT selector switch accessible on junction box
- Full-range dimming via 1-10VDC controls
- Power factor > 0.9
- THD < 20%
- Luminaire surge protection level: designed to withstand up to 2.5kV ring wave per ANSI C82.77-5-2017 requirements for Indoor Hard-wired and Indoor Portable Luminaires
- Operating temperature range: 4°F to 104°F (-20° to 40°C)

Controls

- NLC (Network Lighting Controls) option available
- Bluetooth Low Energy (BLE) mesh network providing Luminaire Level Lighting Control
- Luminaire integrated BLE PIR/Daylight sensor (N1) available
- Configurable with the NICOR NLC app available on iOS and Android devices
- Provides full dimming control with occupancy and daylight harvesting functions

Mounting and installation

- Single cover plate with access to both line and low voltage connections
- Emergency battery backup available
- Integral grid tie clips with wire holes provided for seismic requirements
- Surface mount installation with an optional adapter
- Drywall installation with an optional adaptor
- For installations where power surge may be possible, NICOR recommends installing additional surge protection at the fixture or electrical distribution panel

Listings

- cULus 1598 Listed for damp locations
- Certified for direct contact with insulation (IC)
- RoHS Compliant
- DLC 5.1 Listing
- Meets FCC Part 15, Subpart B, Class A standards for conducted and radiated emissions
- TM-21 Reported L70(9k) life >54,000 hours
- LM-79, LM-80 testing performed in accordance with IESNA standards

Warranty

- 5-year limited system warranty standard
- Warranty does not cover product failure due to an overvoltage event (power surge.)

Project

Catalog

Type

Date



TGLS2
LED Backlit Troffer
1x4, 2x2, 2x4
Selectable Wattage & CCT



Ordering

Ordering Information

Example: TGLS222U

Series	Version	Size	Voltage	Controls	EM (Optional)
TGLS	2	14 (1 x 4)	U (120-277V)	Blank (none)	Blank (none)
		22 (2 x 2)		N1 (NLC Controls)	E1 (EMB045)
		24 (2 x 4)			E2 (EMB080)

Specifications and dimensions subject to change without notice.

Accessories

Surface Mount Kit - 1x4	TPE10SK14
Surface Mount Kit for use with E1/E2 - 1x4	SK14M10WH
Flange Kit - 1x4	TPE10FK14
Surface Mount Kit - 2x2	TPE10SK22
Surface Mount Kit for use with E1/E2 - 2x2	SK22M10WH
Flange Kit - 2x2	TPE10FK22
Surface Mount Kit - 2x4	TPE10SK24
Surface Mount Kit for use with E1/E2 - 2x4	SK24M10WH
Flange Kit - 2x4	TPE10FK24

Recommended Dimmers*

Lutron NTSTV
Lutron DVSTV
Cooper SF10P
Legrand RH4FBL3PW

*Not a complete list.

Check compatibility before installation.

NLC Controls

See www.nicorlighting.com/network-lighting-controls for more information and NLC Component Data Sheets



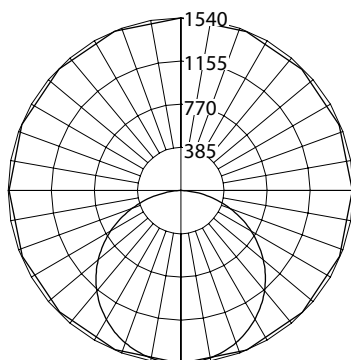
Photometric Data

Performance Data						Emergency Pack Performance Data	
Model	Output Setting	Nominal CCT	Lumens	Max Watts	Efficiency	E1 Lumens	E2 Lumens
TGLS214U	Standard	3500	2323	19.6	119	536	952
		4000	2416		123	567	1008
		5000	2369		121	545	968
	Medium	3500	3438	29.8	115	518	920
		4000	3577		120	563	1000
		5000	3485		117	527	936
	High	3500	4646	42.8	109	491	872
		4000	4925		115	540	960
		5000	4692		110	495	880
TGLS222U	Standard	3500	2486	22.0	113	515	915
		4000	2573		117	526	936
		5000	2516		114	509	904
	Medium	3500	3724	32.8	114	515	916
		4000	3894		119	534	950
		5000	3755		114	511	908
	High	3500	4763	42.6	112	504	896
		4000	4998		117	528	939
		5000	4772		112	503	894
TGLS224U	Standard	3500	3686	31.0	119	532	946
		4000	3767		122	547	972
		5000	3664		118	535	951
	Medium	3500	5029	43.0	117	523	929
		4000	5184		121	543	964
		5000	4996		116	526	936
	High	3500	5949	52.1	114	512	910
		4000	6164		118	532	946
		5000	5926		114	514	913

Photometric Data

TGLS214 3500K High Output

Input Voltage (VAC)	120-277
System Level Power (W)	42.8
Delivered Lumens (Lm)	4646
System Efficacy (Lm/W)	109
Correlated Color Temp (K)	3436
Color Rendering Index (CRI)	83
Beam Angle (0)	120.2
Beam Angle (90)	113.5
Spacing Criteria (0)	1.28
Spacing Criteria (90)	1.32



Cone of Light Tabulation

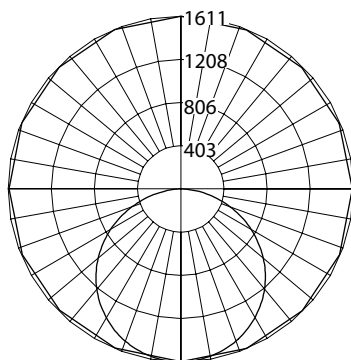
Mounted height (Feet)	Footcandles Beam Center	Diameter (Feet)
8	24.0	25.4
10	15.3	31.8
12	10.6	38.1
14	7.8	44.5

Data Multiplier

TGLS214U			
	35K	40K	50K
Low	0.50	0.52	0.51
Med	0.74	0.77	0.75
High	1.00	1.06	1.01

TGLS222 3500K High Output

Input Voltage (VAC)	120-277
System Level Power (W)	42.6
Delivered Lumens (Lm)	4772
System Efficacy (Lm/W)	112
Correlated Color Temp (K)	3437
Color Rendering Index (CRI)	83
Beam Angle (0)	115.6
Beam Angle (90)	115.2
Spacing Criteria (0)	1.30
Spacing Criteria (90)	1.28



Cone of Light Tabulation

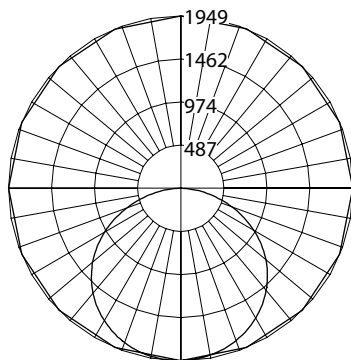
Mounted height (Feet)	Footcandles Beam Center	Diameter (Feet)
8	25.1	25.4
10	16.0	31.8
12	11.1	38.1
14	8.2	44.5

Data Multiplier

TGLS222U			
	35K	40K	50K
Low	0.52	0.54	0.53
Med	0.78	0.82	0.79
High	1.00	1.05	1.00

TGLS224 3500K High Output

Input Voltage (VAC)	120-277
System Level Power (W)	52.1
Delivered Lumens (Lm)	5926
System Efficacy (Lm/W)	114
Correlated Color Temp (K)	3448
Color Rendering Index (CRI)	83
Beam Angle (0)	115.7
Beam Angle (90)	120.7
Spacing Criteria (0)	1.32
Spacing Criteria (90)	1.28



Cone of Light Tabulation

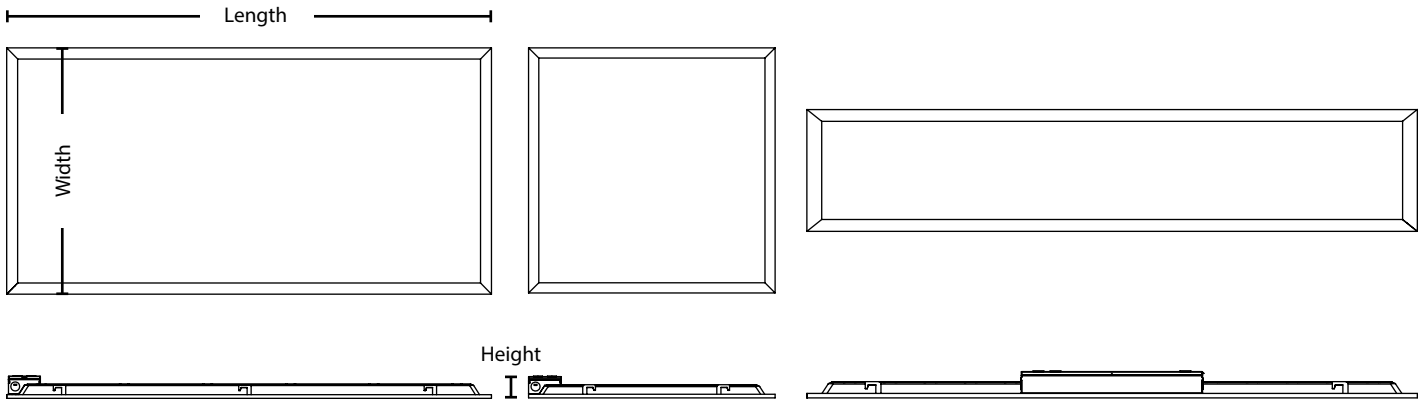
Mounted height (Feet)	Footcandles Beam Center	Diameter (Feet)
8	30.4	25.5
10	19.4	31.8
12	13.5	38.2
14	9.9	44.5

Data Multiplier

TGLS224U			
	35K	40K	50K
Low	0.62	0.64	0.62
Med	0.85	0.87	0.84
High	1.00	1.04	1.00

Dimensions

	TGLS214	TGLS222	TGLS224
Length	47.75" (1213mm)	23.74" (603mm)	47.75" (1213mm)
Width	11.93" (303mm)	23.74" (603mm)	23.74" (603)
Height	1.6" (56mm)		



Specifications and dimensions subject to change without notice.

This device complies with part 15 of the FCC Rules. Operation is subject to the following two conditions: (1) This device may not cause harmful interference, and (2) this device must accept any interference received, including interference that may cause undesired operation.

NOTE: This equipment has been tested and found to comply with the limits for a Class A digital device, pursuant to part 15 of the FCC Rules. These limits are designed to provide reasonable protection against harmful interference when the equipment is operated in a commercial environment. This equipment generates, uses, and can radiate radio frequency energy and, if not installed and used in accordance with the instruction manual, may cause harmful interference to radio communications. Operation of this equipment in a residential area is likely to cause harmful interference in which case the user will be required to correct the interference at his own expense.

