


Customer Name: \_\_\_\_\_

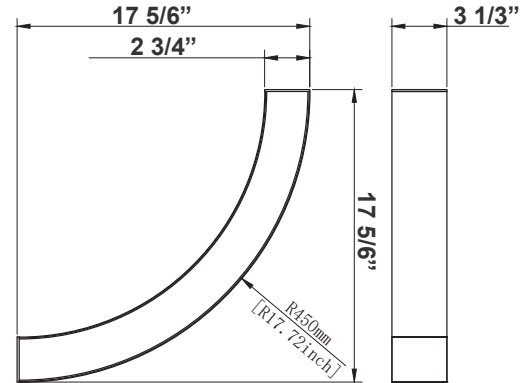
Project Name: \_\_\_\_\_

Note: \_\_\_\_\_

Type: \_\_\_\_\_



SCXC quarter of a circle models Ideal for, retail locations, offices, lobbies, conference rooms, reception areas, hallways, educational facilities, hotels, and restaurants. FEATURES: Superior Architectural Look Energy-efficient: Low Wattage Consumption & High Lumen Output Easier Wire Management & Install Variety of Mounting Options Multi Color Temperature (Selectable Switch Inside Fixture) Variety Of Factory Customizations Available



2 3/4" (L) x 3 1/3" (W) x 17 5/6" (H)

## Features

- LED Superior Architectural Lights
- Lens Type: Opal Polycarbonate Lens
- MCT: Multi Color Temperature (Selectable with Switch Inside Fixture)

## Technical Specifications

### Electrical:

- Voltage: 120-277V AC 50/60Hz
- Wattage: 20W
- Power Factor: >0.9
- Total Harmonic Distortion: ≤ 20 %
- Efficacy: 110 LPW

### Mechanical:

- Aluminum Housing With Matte White Finish
- Adjustable Suspension Brackets Provided on Top of The Fixtures
- Custom Colors Available
- Lens Snaps into Housing
- Mounting Options: Surface, Suspended
- Operating Temperature: -22°F to +104°F
- IP Rating: IP54
- 5-Year Warranty

### Lighting:

- Multi-CCT(Selectable with Switch Inside the Fixture)
- Dimmable: 0~10V Dimming
- Total Lumens: 2200LM
- Color Temperatures: 3000K/3500K/4000K/5000K
- Color Rendering Index: CRI ≥ 80
- Beam Angle: 104.8°(H) x 100.5°(V)
- 50,000 Hours Rated Life

### Applications:

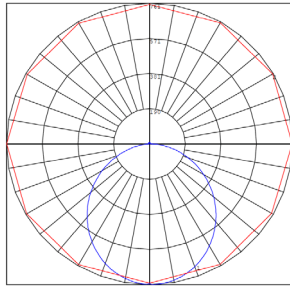
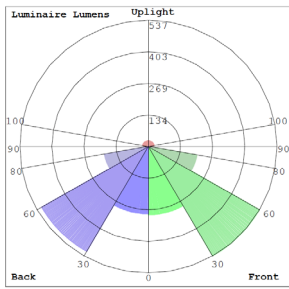
- Ideal for offices, hotels, corridors, saloons, libraries, meeting rooms, conference halls, and the best solution for modern lighting solutions
- It can be used in any indoor applications

### Other Models:

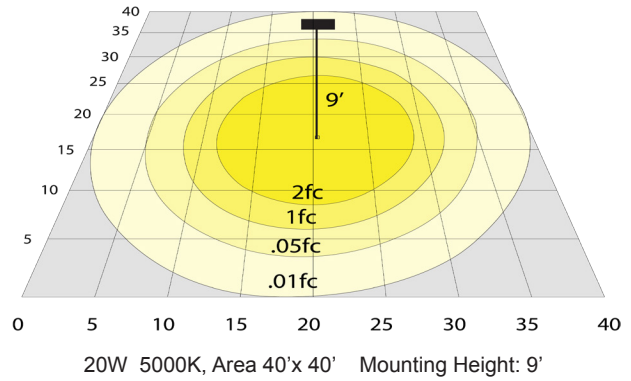
- 10W | 1100LM | SCXC-Q28-10W-MCT4
- 25W | 2750LM | SCXC-Q48-25W-MCT4



**Photometrics:** SCXC-Q36-20W-MCT4



BUD Rating: B1-U2-G1



20W 5000K, Area 40'x 40' Mounting Height: 9'


**Other Views:**



Side View

Front View

Back View



1 QUARTER CIRCLE SHOWN WITH SUSPENSION KITS



CREATED WITH 4 QUARTER CIRCLES



CREATED WITH 4 QUARTER CIRCLES SHOWN WITH SUSPENSION KIT

**Performance Table:** SCXC-Q36-20W-MCT4

MODEL NO.	Wattage	Voltage	Lumens	Color Temp.	BUG Rating	LPW
SCXC-Q36-20W-MCT4	20W	120~277V	2200LM	3000K 3500K 4000K 5000K	B1-U2-G1	110

**Sample Ordering**

**Model Size Wattage Color Temp.**

SCXC - Q36 - 20W - MCT4


**Example:**

1. SCXC-Q36-20W-MCT4 (For SCXC 20W MCT4 fixture 120-277V)




## **MOUNTING OPTIONS:**

### **SUSPENSION ROD KITS (SET OF 2)**


Model	DESCRIPTION	
SCL-3CS10	ADJ. 10FT 1/16in TRIPLE-CABLE SUSPENSION CANOPY KIT WITH KEYHOLE END CONNECTORS & 5-WIRE CORD	

## **FACTORY-INSTALLED OPTIONS:**

### **COLOR OF YOUR CHOICE**

Model	DESCRIPTION	
OPT-SCX-CLR-1FT	Add this option and specify your desired color on your purchase order or provide a swatch to match. For painted flanged fixture or optional rod, mounting set please also add the relevant option below for each fixture.	
OPT-SCX-CLR-RODSET		

### **EMERGENCY BATTERY BACKUP**

Model	DESCRIPTION	
OPT-EM-CM1INT	This is an option for a 90-minute backup battery installation. If you need to order this series for the fixture, please have your purchase order ready and call us or specify on the order which fixture to install this option and the test button.	




**COLOR CHART:** \* Choose from one of our Premium Colors with no set-up fee.

**Gloss:**



**Hammer:**



**Texture:**



**Vein:**

