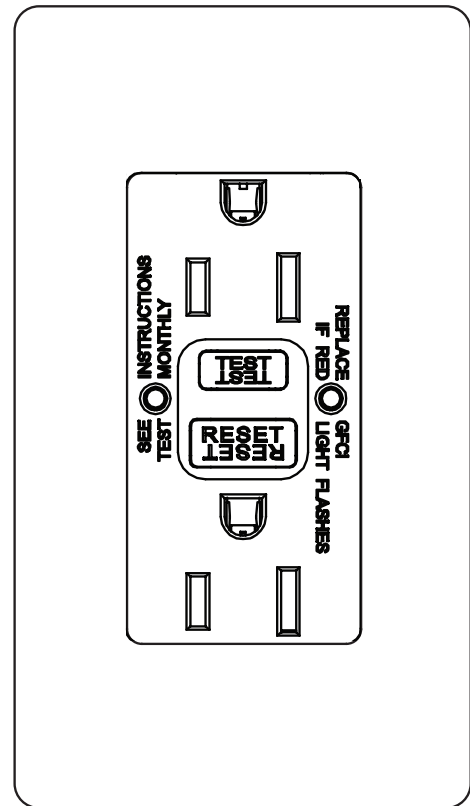


## Lutron Tamper Resistant, Self-Testing GFCI Receptacles

### Features

- Continuous self-test functionality – disconnects power to receptacle if critical components are damaged and GFCI protection is lost – providing “continuous self-testing” that initiates within 2.5 seconds and is a continuous cycle every 30 seconds or less.
- Three provisions for providing protection:
  - Continuous electronic sensing, testing and evaluation utilizing diagnostic software located on the printed circuit board.
  - Traditional testing mode by manually operating the “test and reset” buttons utilizing a supervisory circuit as specified in UL® 943 section 5.15.
  - Auto-sensing mode for immediate interruption for a ground fault condition for Class A protection (4 – 6 mA).
- Manual Test – this design incorporates a full system test function. The GFCI, when manually tested, induces a simulated ground fault leakage current to the printed circuit board. This in turn causes the mechanical system to react based on the action of the solenoid. The entire mechanical and electronic GFCI system is reviewed for functionality.
- Reverse wire safety feature – if wired incorrectly there will be no power to the face or to downstream receptacles for added safety.
- Clear visual indication of GFCI status — LED indicating lights:
  - Green LED (power to the device)
  - Red LED (trip condition / ground fault condition)
  - Flashing Red LED (end of life)
- Permanently installed internal tamper-resistant shutter mechanism capable of resisting insertion of foreign elements into the device.
- Internal back wiring clamp and guide pocket — quick and dependable termination.
- Receptacle face compatible with NEMA designer and NovaT☆ designer-opening wallplates.
- Compliant with NEC® 406.12 and NEC® 517-18(c).



### Models Available:

#### 15 A

CAR-15-GFST-XX	15 A 125 V~ 60 Hz
SCR-15-GFST-XX	15 A 125 V~ 60 Hz
NTR-15-GFST-XX	15 A 125 V~ 60 Hz

#### 20 A

SCR-20-GFST-XX	20 A 125 V~ 60 Hz
NTR-20-GFST-XX	20 A 125 V~ 60 Hz

(XX in model number represents color / finish code)

Job Name:	Model Numbers:	
<input type="text"/>	<input type="text"/>	<input type="text"/>
Job Number:	<input type="text"/>	<input type="text"/>

## Specifications

### Regulatory Approvals

- Meets UL® 943 Class A GFCIs and UL® 498 for receptacles
- Complies to NEC®, CEC & OSHA, UL® File E-41978, CSA File LR-24886
- UL® Listed
- CSA Certified
- NOM Certified
- UL® 943 Dust Test: Meets performance requirement section 6.20 UL® 943 GFCI

### Power

- 15 A & 20 A, 125 V~ (102 V~ – 132 V~) 60 Hz
- Exceeds immunity level of 0.5 V over a frequency range of 150 kHz to 230 MHz

### Electrical

- Trip Level: 4 – 6 mA
- Trip Time: .025 seconds (nominal)
- Frequency: 60 Hz
- Max Interruption: 10,000 A

### Environmental

- Operating Temperature: -35 °C to 66 °C (-30 °F to 150 °F)
- Maximum Humidity: 95%

### Emissions

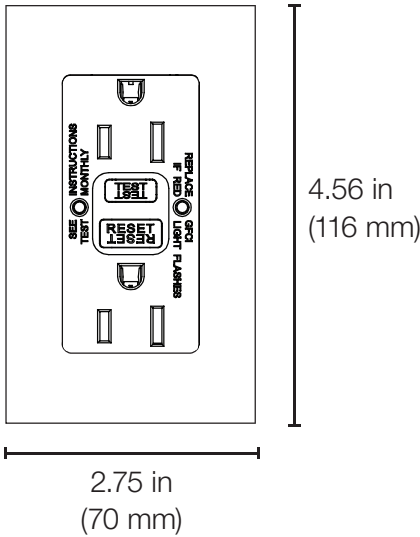
- Compliant for radiated emissions 30 – 1000 MHz
- Compliant for conducted emissions 150 kHz – 30 MHz

Job Name:	<input type="text"/>		
Job Number:	<input type="text"/>	Model Numbers:	<input type="text"/>
	<input type="text"/>		<input type="text"/>

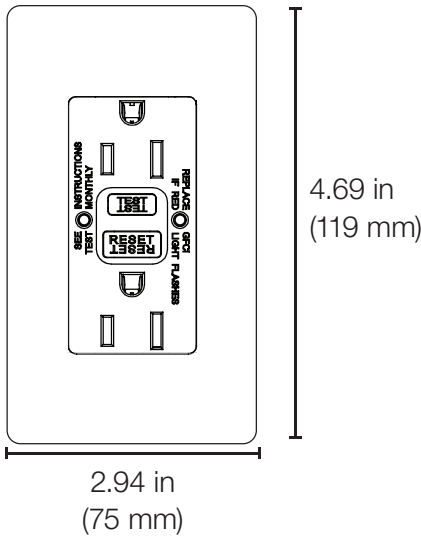
Dimensions

Front View

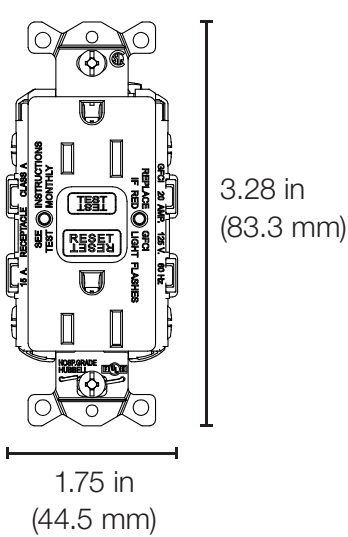
NTR- models (with NovaT☆ wallplate)



CAR- and SCR- models (with Claro wallplate)

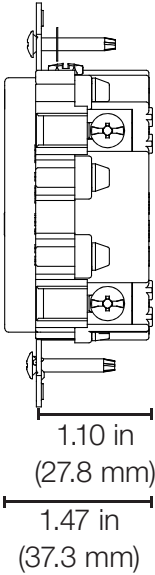


Bulk unit



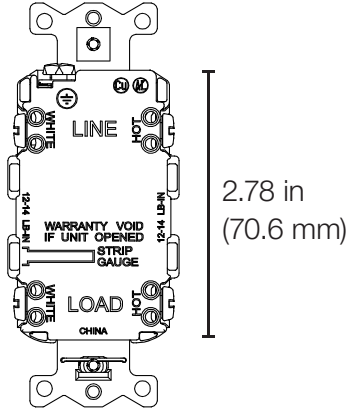
Side View

all models



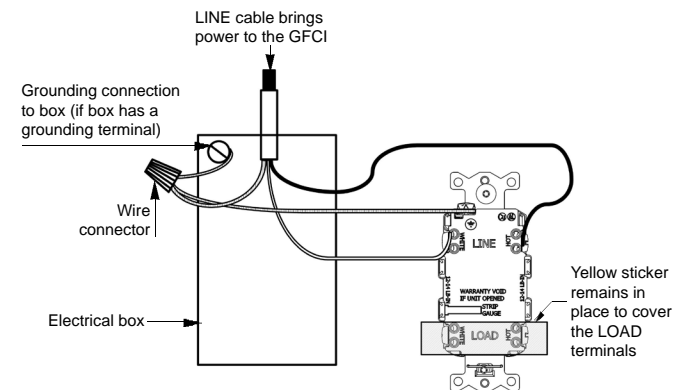
Rear View

all models

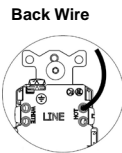
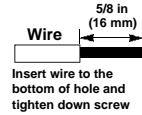
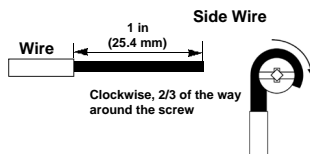


## Wiring Diagrams (choose one or the other)

### A: One cable entering the box

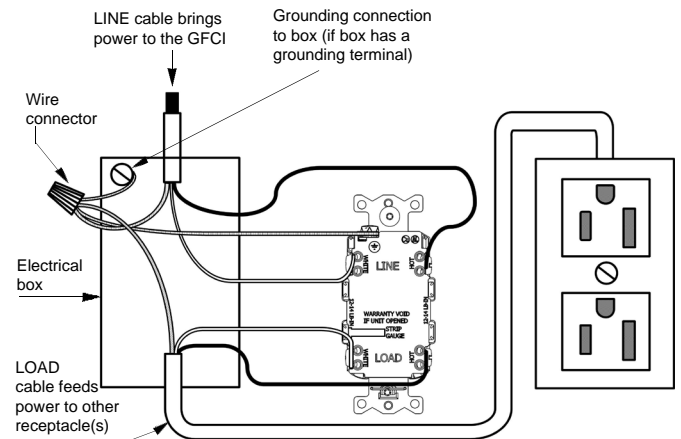


#### About wire connections

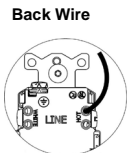
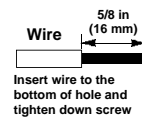
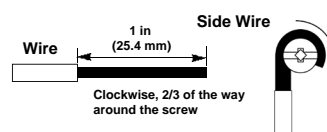


OR

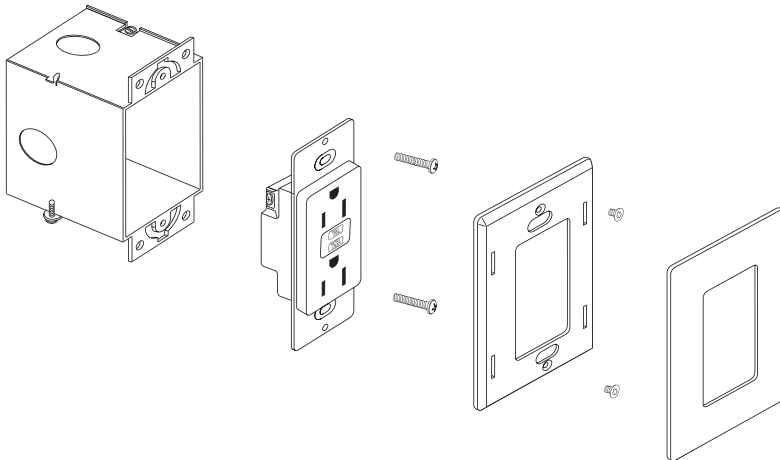
### B: Two cables entering the box



#### About wire connections



## Mounting



Job Name:

Model Numbers:

Job Number:

## Colors and Finishes

### Gloss Finishes



White  
WH



Ivory  
IV



Almond  
AL



Light Almond  
LA



Gray  
GR



Brown  
BR




Black  
BL

### Satin Finishes



Brilliant White  
BW



Glacier White  
GL



Snow  
SW




Architectural  
White  
RW



Lunar Gray  
LG



Mist  
MI



Pebble  
PB




Cobblestone  
CS



Slate  
SL



Midnight  
MN



Biscuit  
BI



Sand  
SD



Taupe  
TP



Pumice  
PM



Clay  
CY



Sage  
SA



Espresso  
EP



Truffle  
TF



Deep Sea  
DE



Signal Red  
SR

- Due to printing limitations, colors and finishes shown cannot be guaranteed to perfectly match actual product colors.
- Color chip keychains are available for more precise color matching:  
Gloss Finishes: DG-CK-1  
Satin Finishes: SF-CK-1  
For coordinating wallplates and accessories, visit [lutron.com/claro](http://lutron.com/claro)

<b>Job Name:</b> <input type="text"/>	<b>Model Numbers:</b> <input type="text"/>	
<b>Job Number:</b> <input type="text"/>	<input type="text"/>	<input type="text"/>

## Colors and Finishes *(continued)*

### Satin Colors (while supplies last)



Hot  
HT




Merlot  
MR



Plum  
PL



Palladium  
PD



Eggshell  
ES



Sienna  
SI



Terracotta  
TC



Greenbriar  
GB




Bluestone  
BG




Mocha Stone  
MS



Goldstone  
GS



Desert Stone  
DS



Stone  
ST



Limestone  
LS

- Due to printing limitations, colors and finishes shown cannot be guaranteed to perfectly match actual product colors.
- Color chip keychains are available for more precise color matching:  
Satin Colors: SC-CK-1 (while supplies last)

The Lutron logo, Lutron, Claro, Satin Colors and NovaT<sup>®</sup> are trademarks or registered trademarks of Lutron Electronics Co., Inc. in the US and/or other countries. All other product names, logos, and brands are property of their respective owners.

<b>Job Name:</b> <input type="text"/>	<b>Model Numbers:</b> <input type="text"/>	
<b>Job Number:</b> <input type="text"/>	<input type="text"/>	<input type="text"/>