

Copper Ground Pipe Clamps - Lay-In




FIG 1




FIG 2




FIG 3

- ▶ For Connecting Grounding Conductors to Water Pipe, Conduit, Copper Tubing, Ground Rods or Rebar
- ▶ Parallel or Perpendicular Lay-In Feature for Easy Wire Insertion
- ▶ Cast of High Strength Copper Alloy containing 80% or more Copper
- ▶ Copper or Stainless Steel Screws
- ▶ UL 467 Listed for Direct Burial in Soil & Concrete

Dimensions = Inches

Cat. No.	Fig	Pipe Range	Ground Rod Range	Rebar Range	Wire Range		Dimensions			Box Qty
					Min	Max	Length	Height	Width	
91653	1	1/2 - 1	1/2 - 1	3/8 - 1	10 SOL	2 STR	2.24	1.46	.75	25
91656	2	1/2 - 1	1/2 - 1	3/8 - 1	10 SOL	2 STR	2.24	1.46	.75	25
91652	3	1/2 - 1	1/2 - 1	3/8 - 1	10 SOL	2 STR	2.21	1.15	.63	25

Copper Ground Pipe Clamps - Heavy Duty - Lay-In



FIG 1

- ▶ For Connecting Grounding Conductors to Water Pipe, Conduit, Copper Tubing, Ground Rods or Rebar up to 1" in diameter
- ▶ Accepts Up To 4/0 Ground Conductor
Can handle just about any size ground wire & just about any application
- ▶ Lay-In or Feed Through Configurations
- ▶ Cast of High Strength High Conductivity Copper
- ▶ Stainless Steel Set Screws
- ▶ UL 467 Listed for Direct Burial in Soil & Concrete

Dimensions = Inches




FIG 2

Cat. No.	Fig	Pipe Range	Ground Rod Range	Rebar Range	Wire Range		Dimensions		Box Qty	
					Min	Max	Length	Height		
Side Lay-In										
91654	1	1/2 - 1	1/2 - 1	3/8 - 1	8 STR	4/0 STR	2.55	2.10	10	
91655	1	1-1/4 - 2	-	-	8 STR	4/0 STR	3.32	3.20	5	
91657	1	2-1/2 - 4	-	-	8 STR	4/0 STR	5.70	3.75	5	
Feed Through										
91610	2	1/2 - 1	1/2 - 1	3/8 - 1	8 STR	4/0 STR	2.36	1.76	25	

Lay-In Lugs - Aluminum



- ▶ Open face design allows installer to quickly lay in the grounding conductor as a jumper to multiple conduits with no break in the ground conductor
- ▶ Excellent for tapping off main conductor without cutting due to lay-in feature
- ▶ Manufactured from high strength 6061-T6 aluminum alloy to insure both maximum strength and conductivity
- ▶ Dual rated for both copper and aluminum conductors
- ▶ Electro tin plated to provide low contact resistance and protection against corrosion

Dimensions = Inches

Cat. No.	Awg	Wire Range	Length	Width	Height	Bolt	Box Qty
90574	4	4 - 14	1.05	.47	.78	0.26	100
90575	1/0	1/0 - 14	1.50	.59	1.17	0.26	50
90576	3/0	3/0 - 6	2.00	.80	1.56	0.41	50
90580	250	250 - 6	2.20	.80	1.79	0.41	25