

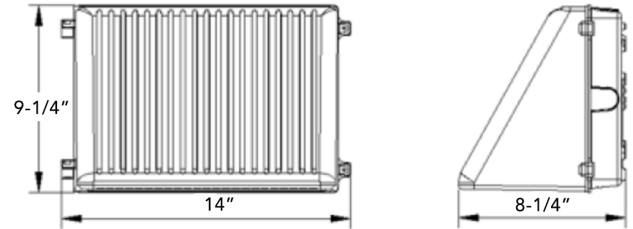
LWPX SERIES Outdoor Lighting

LWPX-30-80W-MCTP

WESTGATE
THE FUTURE IS HERE...AND IT'S QUITE BRIGHT!



Customer Name: _____
Project Name: _____
Note: _____ | Type: _____



Selection:



14" (W) x 9 1/4" (H) x 8 1/4" (D)

Ideal for general site lighting, alleys, loading docks, doorway, pathway, and parking areas.

Features

- High Light Transmittance, Anti-UV and Fire Resistant PC Lens
- LED Type/Brand: SMD 3030/ Philips Lumileds LEDs
- Four 1/2" Knockouts: 1 Top, 1 on Each Side, 1 Back
- Die-Cast Aluminum With Powder Coat Finish (Dark Bronze)
- Multi CCT and Power (Switches are inside fixture)
- 7-Year Warranty

Technical Specifications

Electrical:

- Voltage: 120-277VAC 60Hz
- Wattage: 30W/ 40W/ 60W/ 80W
- Power Factor: >0.95
- Efficacy: 125 LPW

Mechanical:

- Die-Cast Aluminum With Powder Coat Finish (Dark Bronze)
- High Light Transmittance, Anti-UV and Fire Resistant Shatterproof PC Lens
- Rated life: 70,000 Hrs
- Operating Temperature: -4°F -104°F
- IP 65
- Wet Location
- 7-Year Warranty
- Full Cutoff, Dark sky Compliant

Lighting:

- Dimming: 0~10V Dimmable
- Multi CCT and Power (Switches are inside fixture)
- LED Type/Brand: SMD 3030/ Philips Lumileds LEDs
- The Type II Distribution Is Used for Wide WalkWays, on Ramps and Entrance Roadways, As Well As Other Long, Narrow Lighting
- Dimmable: 0~10V Dimming
- Total Lumens: 10050LM Max.
- Color Temperatures: 3000K/ 4000K/ 5000K/ 5700K
- Color Rendering Index: CRI ≥ 80
- Beam angle: 80° x 100°

Applications:

- Ideal for general site lighting, alleys, loading docks, doorway, pathway and parking areas.
- Replace existing HID flood lights/ wall packs
- Great for use with motion sensors or other instant on/off controls

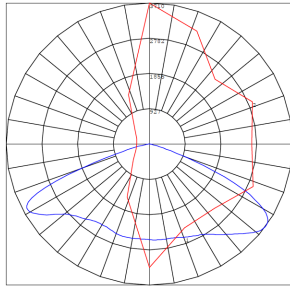
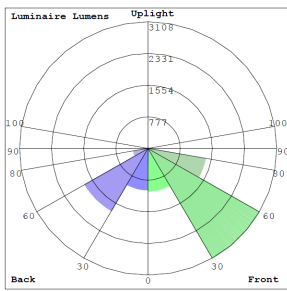


Phone: (877) 805-2252 | Fax: (877) 805-2252
www.westgatefmg.com | www.westgatecontrols.co

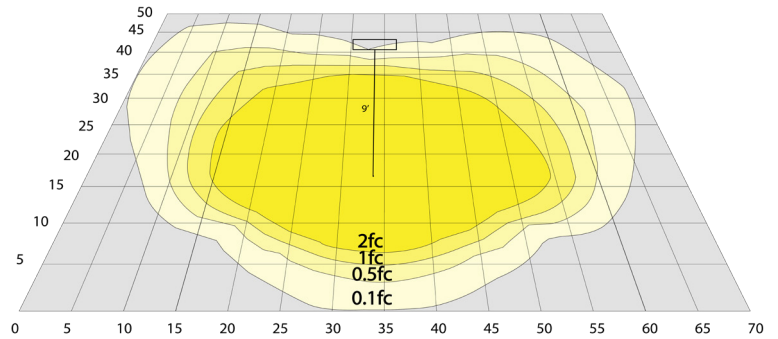


WG-ZY-24-2Z

Photometrics: LWPX-30-80W-MCTP



BUD Rating: B3-U2-G1



Area 50'x 70' Mounting Height: 9'

Other Views:



Side View



Front View



Back View

Performance Table: LWPX-30-80W-MCTP

MODEL NO.	Wattage	Voltage	Lumens	Color Temp.	BUG Rating	LPW	
LWPX-30-80W-MCTP	30W	120~277V	4050LM	3000K 4000K 5000K 5700K	B2-U2-G1	125	
			4150LM				
			4280LM				
	4280LM						
	40W		5250LM				
			5400LM				
			5550LM				
	60W		5550LM				
			7400LM				
			7600LM				
			7800LM				
			7800LM				
			80W				9850LM
							10050LM
	10150LM						



Sample Ordering

Model **Min.** **Max. Wattage** **Color Temp.**
LWPX - 30W - 80W - MCTP

Factory-Installed Options:

Blank = No Option For Accessories
OPT-EM-OD2INT= INTERNAL EMERGENCY BACKUP BATTERY
OPT-SEN-3MRLV-5= PROGRAMMABLE MICROWAVE BI-LEVEL
OPT-CLR-85= COLOR PAINT
OPT-TRS-T20= TAMPER RESISTANT SCREW
OPT-PC-B = PHOTOCELL 120-277V
WEC-8RC = OPTIONAL REMOTE

FACTORY-INSTALLED OPTIONS:



OPT-EM-OD2INT



OPT-SEN-3MRLV-5



WEC-8RC



OPT-PC-B

Example:

1. LWPX-30-80W-MCTP
2. LWPX-30-80W-MCTP
OPT-EM-OD2INT

(FOR LWPX 80W MCTP FIXTURE 120-277V)

(FOR LWPX 80W MCTP FIXTURE 120-277V)
(INTERNAL EMERGENCY BACKUP BATTERY)

