

LRD SERIES RESIDENTIAL LIGHTING

LRD-10W-27K-WTM1
LRD-10W-30K-WTM1
LRD-10W-35K-WTM1
LRD-10W-40K-WTM1
LRD-10W-50K-WTM1

LED ARCHITECTURAL RECESSED LIGHTS

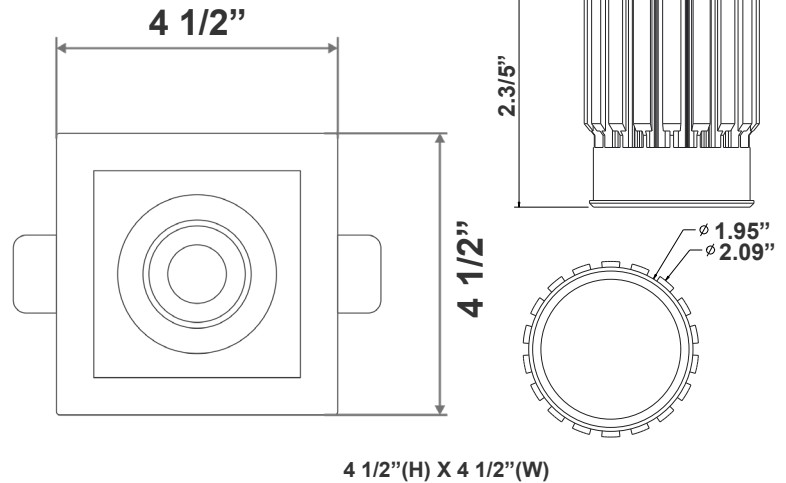

WESTGATE
THE FUTURE IS HERE...AND IT'S QUITE BRIGHT!

Customer Name: _____

Project Name: _____

Note: _____

Type: _____



Ideal for New as well as old residential and commercial constructions.

Features

- LED Architectural Recessed Trim
- Die-cast Aluminum with white powder coat finish
- 5-Year Warranty
- Junction box included with fixture

Technical Specifications

Electrical:

- Voltage: 120VAC
- Wattage: 10W
- Power factor: >0.90
- Efficacy: Up to 70 LM/W

Mechanical:

- Die-cast Aluminum with white powder coat finish
- Junction box included with fixture
- Type IC rated: Approved for direct contact with insulation
- Operating temperature: 104°F
- Lifespan: 50,000 Hrs.
- Air-tight and Type IC Rated: No housing Required
- Damp location only

Lighting:

- Dimming: dimmable down to 10% using standard TRIAC LED dimmer
- Total lumens: 700LM
- Color temperature: 2700K/3000K/3500K/4000K/5000K
- Color rendering index: >90
- Beam Angle: 30°

Applications:

- Ideal for New as well as old residential and commercial constructions.

Other Models:

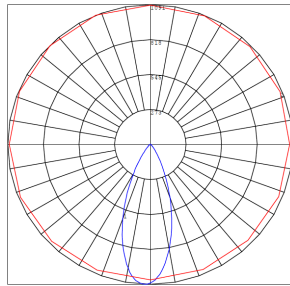
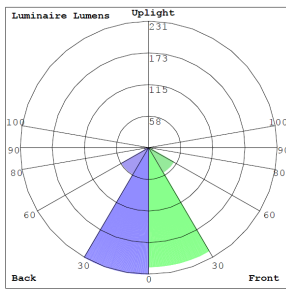
- 10W | 700LM | LRD-10W-27K-WTM2-WH
- 10W | 700LM | LRD-10W-30K-WTM2-WH
- 10W | 700LM | LRD-10W-35K-WTM2-WH
- 10W | 700LM | LRD-10W-40K-WTM2-WH
- 10W | 700LM | LRD-10W-50K-WTM2-WH
- 10W | 700LM | LRD-10W-27K-WTM3-WH
- 10W | 700LM | LRD-10W-30K-WTM3-WH
- 10W | 700LM | LRD-10W-35K-WTM3-WH
- 10W | 700LM | LRD-10W-40K-WTM3-WH
- 10W | 700LM | LRD-10W-50K-WTM3-WH



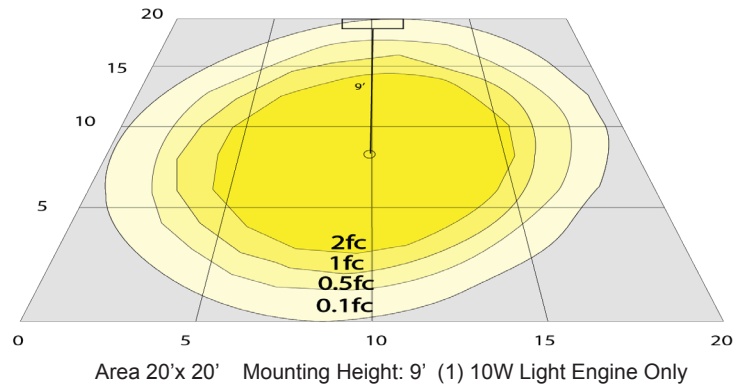
Phone: (877) 805-2252 | Fax: (877) 805-2252
www.westgatemfg.com



Photometrics: LRD-10W-WTM1-WH



BUG Rating: B1-U1-G0



Other Views:



LRD-WTM1-WH
LRD-WTM1-WH
LRD-WTM1-WH
LRD-WTM1-WH
LRD-WTM1-WH



LRD-EGN-10W-27K-D
LRD-EGN-10W-30K-D
LRD-EGN-10W-35K-D
LRD-EGN-10W-40K-D
LRD-EGN-10W-50K-D



LRD-10W-27K-WTM1-WH
LRD-10W-30K-WTM1-WH
LRD-10W-35K-WTM1-WH
LRD-10W-40K-WTM1-WH
LRD-10W-50K-WTM1-WH

Performance Table: LRD-10W-WTM1-WH

MODEL NO.	Wattage	Voltage	Lumens	Color Temp.	BUG Rating	LPW
LRD-10W-27K-WTM1-WH	10W	120V	700LM	2700K	B1-U2-G0	70
LRD-10W-30K-WTM1-WH				3000K		
LRD-10W-35K-WTM1-WH				3500K		
LRD-10W-40K-WTM1-WH				4000K		
LRD-10W-50K-WTM1-WH				5000K		

Sample Ordering

Model		Wattage		Color Temp.		Size		Color
LRD	-	10W	-		-	WTM1	-	WH
27K = 2700K 30K = 3000K 35K = 3500K 40K = 4000K 50K = 5000K								

Example:

1. LRD-10W-27K-WTM1-WH

(FOR LRD 10W 2700K FIXTURE 120V)

