

FCR-14-MCT5

Customer Name: _____

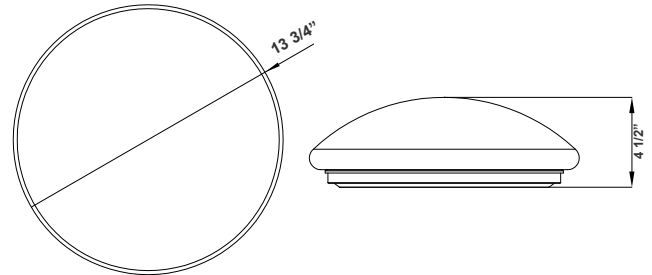
Project Name: _____

Note: _____

Type: _____



MCT5



13 3/4" (W) x 4 1/2" (H)

The LED Flush Mount Surface Fixture is a low profile downlight intended for ceiling or wall mount applications. Driver on Board (DOB) technology, with no driver or transformer needed. These flush mount ceiling lights mount directly to a 4" deep dish junction box ideal for Residential and commercial applications.

Features

- Construction: Spun Aluminum + Steel
- Optics: White Translucent Acrylic Lens
- 5-Year Warranty
- 50,000 Hours Rated Life
- MCT: Multi Color Temperature (Selectable with Switch Inside Fixture)

Technical Specifications

Electrical:

- Voltage: 120 VAC 60Hz
- Wattage: 24W
- Power Factor: >0.9
- Efficacy: 75 LPW

Mechanical:

- Optics: White Translucent Acrylic Lens
- Construction: Spun aluminum Steel
- Gasket: Closed Cell Neoprene Foam Gasket
- Operating Temp: -4°F to +104°F
- Suitable for Damp Locations When Gasket is Used
- IP Rating: IP20

Lighting:

- Dimmable Down to 10% Using a Standard TRIAC LED Dimmer
- Total Lumens: 1800LM
- Color Temperatures: 2700K/3000K/3500K/4000K/5000K
- Multi-CCT (selectable with switch is on the LED Board Under the Lens)
- Color Rendering Index: CRI ≥ 80

Applications:

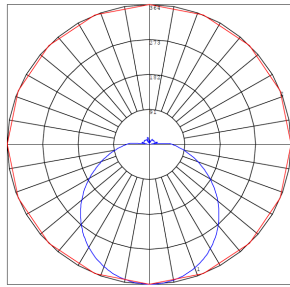
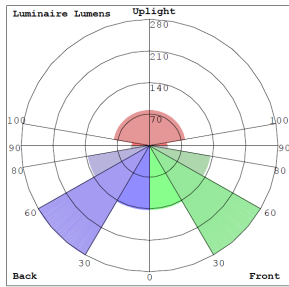
- The LED Flush Mount Surface Fixture is a low profile down light intended for ceiling or wall mount applications. Driver on Board (DOB) technology, with no driver or transformer needed. These flush mount ceiling lights mount directly to a 4" deep dish junction box ideal for Residential and commercial applications

Other Models:

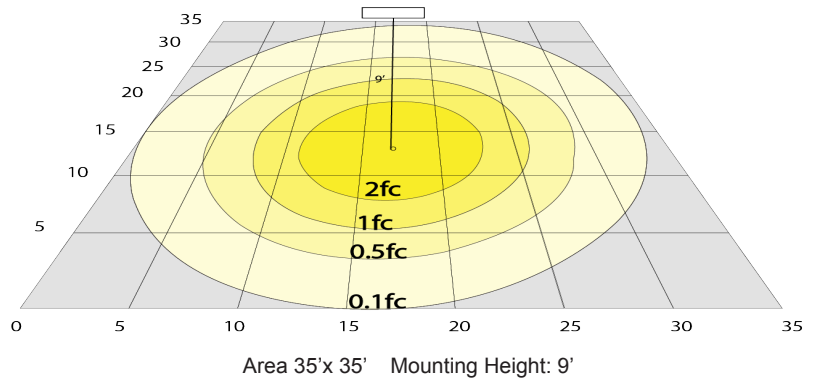
- 16W | 1200LM | FCR-11-MCT5



Photometrics: FCR-14-MCT5




BUG Rating: B1-U3-G1



Other Views:



Side View



Front View



Back View

Performance Table: FCR-14-MCT5

MODEL NO.	Wattage	Voltage	Lumens	Color Temp.	BUG Rating	LPW
FCR-14-MCT5	24W	120V	1800LM	2700K 3000K 3500K 4000K 5000K	B1-U3-G1	75

Sample Ordering

Model Size Color Temp.

FCR - 14 - MCT5

Factory-Installed Options:

Blank = No Option For Accessories
 OPT-SEN-2US = ULTRASONIC BI-LEVEL DIMMING
 WEC-3RC = OPTIONAL REMOTE CONTROL

Factory Installed Options:



WEC-3RC



OPT-SEN-2US

Example:

1. FCR-14-MCT5
2. FCR-14-MCT5
OPT-SEN-2US

(FOR FCR 24W MCT5 FIXTURE 120V)

(FOR FCR 24W MCT5 FIXTURE 120V)
(ULTRASONIC BI-LEVEL DIMMING)

