

FCR-11-MCT5

Customer Name: \_\_\_\_\_

Project Name: \_\_\_\_\_

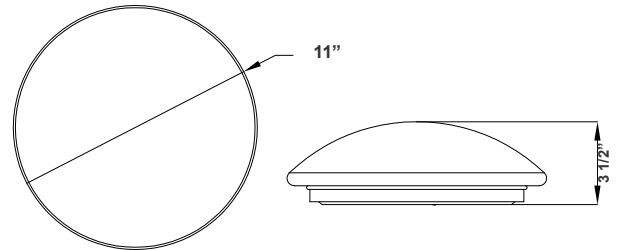
Note: \_\_\_\_\_

Type: \_\_\_\_\_



**MCT5**

The LED Flush Mount Surface Fixture is a low profile downlight intended for ceiling or wall mount applications. Driver on Board (DOB) technology, with no driver or transformer needed. These flush mount ceiling lights mount directly to a 4" deep dish junction box ideal for Residential and commercial applications.



11" (W) x 3 1/2" (H)

## Features

- Construction: Spun Aluminum + Steel
- Optics: White Translucent Acrylic Lens
- 5-Year Warranty
- 50,000 Hours Rated Life
- MCT: Multi Color Temperature (Selectable with Switch Inside Fixture)
- High Lumens

## Technical Specifications

### Electrical:

- Voltage: 120 VAC 60Hz
- Wattage: 16W
- Power Factor: >0.9
- Efficacy: 75 LPW

### Mechanical:

- Optics: White Translucent Acrylic Lens
- Construction: Spun aluminum Steel
- Gasket: Closed Cell Neoprene Foam Gasket
- Operating Temp: -4°F to +104°F
- Suitable for Damp Locations When Gasket is Used
- IP Rating: IP20

### Lighting:

- Dimmable Down to 10% Using a Standard TRIAC LED Dimmer
- Total Lumens: 1200LM
- Color Temperatures: 2700K/3000K/3500K/4000K/5000K
- Multi-CCT (selectable with switch is on the LED Board Under the Lens)
- Color Rendering Index: CRI ≥ 80

### Applications:

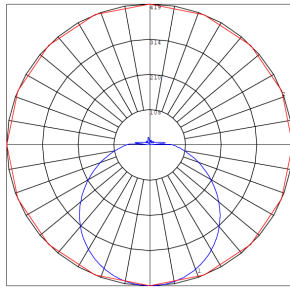
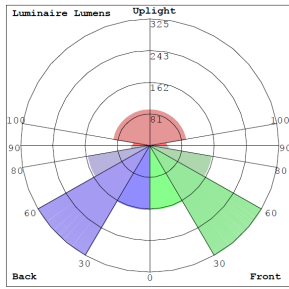
- The LED Flush Mount Surface Fixture is a low profile down light intended for ceiling or wall mount applications. Driver on Board (DOB) technology, with no driver or transformer needed. These flush mount ceiling lights mount directly to a 4" deep dish junction box ideal for Residential and commercial applications

### Other Models:

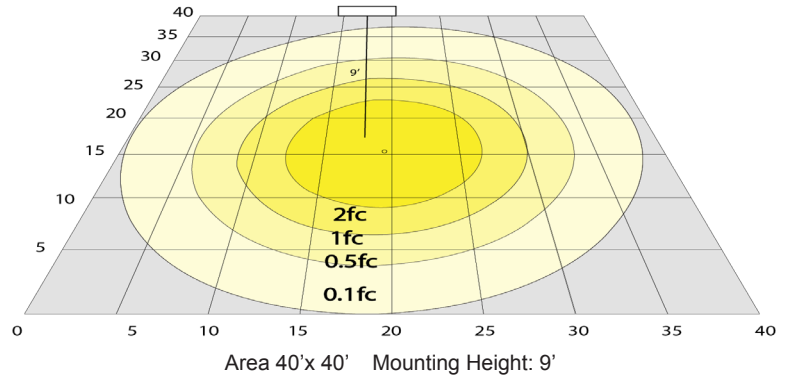
- 24W | 1800LM | FCR-14-MCT5



## Photometrics: FCR-11-MCT5




BUG Rating: B1-U3-G1



## Other Views:



Side View



Front View



Back View

## Performance Table: FCR-11-MCT5

| MODEL NO.   | Wattage | Voltage | Lumens | Color Temp.                               | BUG Rating | LPW |
|-------------|---------|---------|--------|---|------------|-----|
| FCR-11-MCT5 | 16W     | 120V    | 1200LM | 2700K<br>3000K<br>3500K<br>4000K<br>5000K | B1-U2-G1   | 75  |

## Sample Ordering

Model   Size   Color Temp.

FCR - 11 - MCT5

## Factory-Installed Options:

Blank = No Option For Accessories  
 OPT-SEN-2US = ULTRASONIC BI-LEVEL DIMMING  
 WEC-3RC = OPTIONAL REMOTE CONTROL

## Factory Installed Options:



WEC-3RC



OPT-SEN-2US

## Example:

1. FCR-11-MCT5 (FOR FCR 16W MCT5 FIXTURE 120V)
2. FCR-11-MCT5 OPT-SEN-2US (FOR FCR 16W MCT5 FIXTURE 120V (ULTRASONIC BI-LEVEL DIMMING))

